

S-stock (S8) train graphics standard

Issue 2

Contents

Foreword

1 Basic elements

2 Car interior notices

3 Car exterior notices

Further information

Foreword

This document details all interior and exterior notices that are to be applied to the London Underground S-stock (S8) fleet. Locations for the notices are also provided.

Approved artwork for each notice shown is available from the TfL Graphics team (corporatedesign@tfl.gov.uk). No other artwork is to be used.

Note

This document does not detail any driver cab notices.

Any changes to this document that affect the labelling on the vehicles will require a Change to Rolling Stock (CRS) to be raised, unless stated otherwise.

For further information, see S2I80 Standard for Rolling Stock, section A3.4.1, guidance document G1100 and forms F5715 and F5716 f, and contact the Head of Rolling Stock Document Review (SMBHoRSDocumentRevie@tfl.gov.uk).

I Basic elements

This section outlines the basic elements that are used to produce graphic notices for the London Underground fleet. This includes the use of the corporate typeface and colours.

For further information, see the design standards at tfl.gov.uk/corporatedesign

I.1 Typography

Our typeface is Johnston, which should be set in mixed upper and lower case.

New Johnston (NJ Font) Medium is the only typeface that should be used for train notices unless it is specifically stated otherwise.

ABCDEFGHIJKLMNOPQRSTUVWXYZ
abcdefghijklmnopqrstuvwxyz
1234567890£/.,“()::;
New Johnston Medium

1.2 Colours

These colours should be used on the London Underground fleet to produce graphic notices.

The Pantone Matching System is to be used for print purposes.

Corporate Blue

Pantone 072

Safety Yellow

Pantone 116

Safety Red

Pantone 485

Safety Green

Pantone 356

Black

Black 100%

Safety Blue

Pantone 300

2 Car interior notices

The following pages illustrate the graphic notices that are to be applied to the S-stock (S8) fleet interiors.

2.1 Priority seat

Artwork reference

LUTV_INT_00002

Size

100 x 140mm

Position reference

A

Colours

- Safety Blue (Pantone 300)

Material type

Interior permanent

Part number

TBA



2.2 Obstructing doors/penalty fares (amount not shown)

Artwork reference

LUTV_INT_00004

Size

500 x 50mm

Position reference

B

Colours

- Corporate Blue (Pantone 072)
- Safety Yellow (Pantone 116)
- Black 100 per cent

Material type

Interior permanent

Part number

00205/8627



**Obstructing the doors
can be dangerous**

Penalty fare or prosecution

if you fail to show on demand a ticket, validated smartcard
or other travel authority valid for the whole of your journey

2.3 Mind the gap/items trapped in doors

Artwork reference

LUTV_INT_00038S

Size

80 x 419mm

Position reference

C

Colours

- Safety Yellow (Pantone 116)
- Black 100 per cent

Material type

Interior permanent

Part number

TBA



2.4 Penalty fare (amount)

Artwork reference

LUTV_INT_00027

Size

190 x 80mm

Position reference

D

Colours

- Corporate Blue (Pantone 072)

Material type

Interior semi-permanent

Part number

TBA



2.5 Penalty fare (J door)

Artwork reference

LUTV_INT_00028

Size

225 x 50mm

Position reference

E

Colours

- Corporate Blue (Pantone 072)

Material type

Interior semi-permanent

Part number

00205/8628

£100 penalty fare or prosecution

if you fail to show on demand a ticket, validated smartcard
or other travel authority valid for the whole of your journey

2.6 Alarm located opposite

Artwork reference

LUTV_INT_00040S

Size

164 x 56mm

Position reference

F

Colours

- Safety Red (Pantone 485)

Material type

Interior permanent

Part number

TBA



2.7 Alarm instructions (push button - right pointing)

Artwork reference
LUTV_INT_00047S

Size
60 x 90mm

Position reference
G

Colours
• Safety Red (Pantone 485)

Material type
Interior permanent

Part number
TBA



2.8 Alarm instructions (push button - left pointing - RVAR)

Artwork reference

LUTV_INT_00048S

Size

60 x 90mm

Position reference

H

Colours

- Safety Red (Pantone 485)

Material type

Interior permanent

Part number

TBA



2.9 Alarm instruction (push button - down pointing)

Artwork reference

LUTV_INT_00049S

Size

155 x 65mm

Position reference

J

Colours

- Safety Red (Pantone 485)

Material type

Interior permanent

Part number

TBA



2.10 Alarm cover - push button (RVAR)

Artwork reference

LUTV_INT_00052S

Size

90 x 32mm

Position reference

K

Colours

- Safety Red (Pantone 485)

Material type

Interior permanent

Part number

TBA



2.11 Emergency access combined

Artwork reference
LUTV_INT_00033

Size
225 x 164mm

Position reference
L

Colours

- Safety Red (Pantone 485)
- Black 100 per cent

Material type
Interior permanent

Part number
TBA



2.12 Priority area (glass partition - double wheelchair bay)

Artwork reference

LUTV_INT_00055S

Size

120 x 220mm

Position reference

M

Colours

- Safety Blue (Pantone 300)

Material type

Interior permanent - double sided

Part number

TBA

Note

This is a double-sided notice with same artwork on both sides.



Front



Rear

2.13 Priority area - pushchairs and luggage

Artwork reference

LUTV_INT_00056

Size

100 x 140mm

Position reference

N

Colours

- Safety Blue (Pantone 300)

Material type

Interior permanent

Part number

TBA



2.14 Unattended bags

Artwork reference

LUTV_INT_0004IS

Size

130 x 34mm

Position reference

○

Colours

- Corporate Blue (Pantone 072)

Material type

Interior permanent - double sided

Part number

TBA

Note

This is a double-sided sign with the same artwork on both sides.



Front



Rear

2.15 No alcohol/no smoking/CCTV/in an emergency

Artwork reference

LUTV_INT_00065S

Size

190 x 294mm

Position reference

P

Colours

- Corporate Blue (Pantone 072)
- Safety Red (Pantone 485)
- Safety Blue (Pantone 300)
- Black 100 per cent

Material type

Interior permanent

Part number

TBA



2.16 Priority area/CCTV/unwell customers

Artwork reference

LUTV_INT_00066S

Size

160 x 240mm

Position reference

Q

Colours

- Corporate Blue (Pantone 072)
- Safety Blue (Pantone 300)

Material type

Interior permanent

Part number

TBA



2.17 Alarm located below

Artwork reference

LUTV_INT_00006S

Size

110 x 56mm

Position reference

R

Colours

- Safety Red (Pantone 485)

Material type

Interior permanent

Part number

TBA



2.18 Alarm bottom

Artwork reference

LUTV_INT_00062S

Size

174 x 106mm

Position reference

S

Colours


- Safety Red (Pantone 485)

Material type

Interior permanent

Part number

TBA



2.19 Car line diagram (Metropolitan line - large)

Artwork reference
LUTV_INT_00036S-M-L

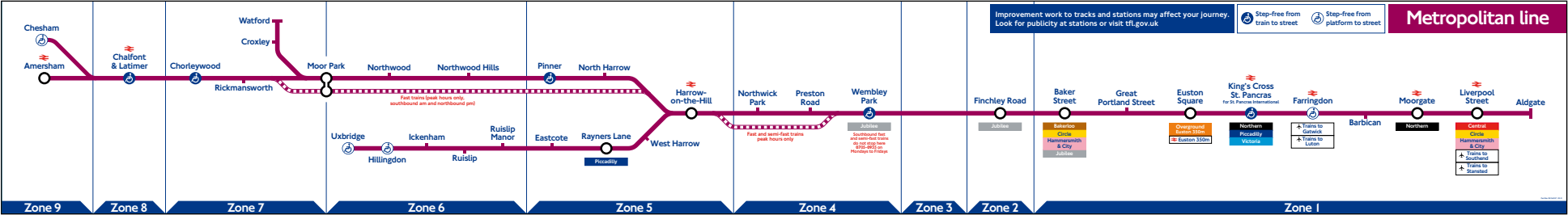
Material type
Interior semi-permanent (special)

Size
1470 x 200mm

Part number
TBA

Position reference
T

Colours
• CMYK



Example only
Notice shown is for illustrative purposes only. Ensure that the latest available TfL artwork is used. Changes to the content of this label do not require a Change to Rolling Stock.

2.20 Car line diagram (Metropolitan line - small)

Artwork reference
LUTV_INT_00036S-M-S

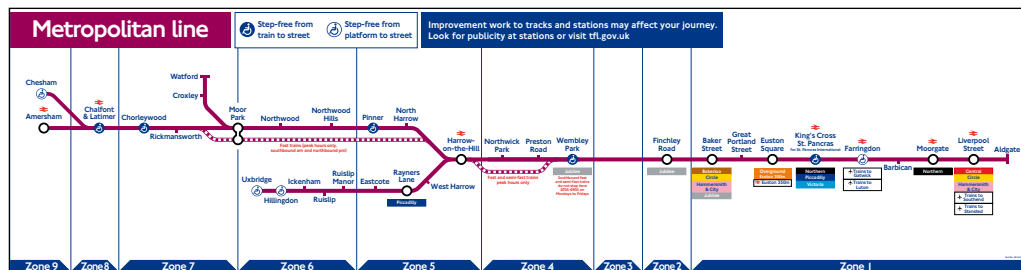
Material type
Interior semi-permanent (special)

Size
780 x 200mm

Part number
TBA

Position reference
U

Colours
• CMYK



Example only

Notice shown is for illustrative purposes only. Ensure that the latest available TfL artwork is used. Changes to the content of this label do not require a Change to Rolling Stock.

2.21 Central London Tube map (large)

Artwork reference
LUTV_INT_00037S-L

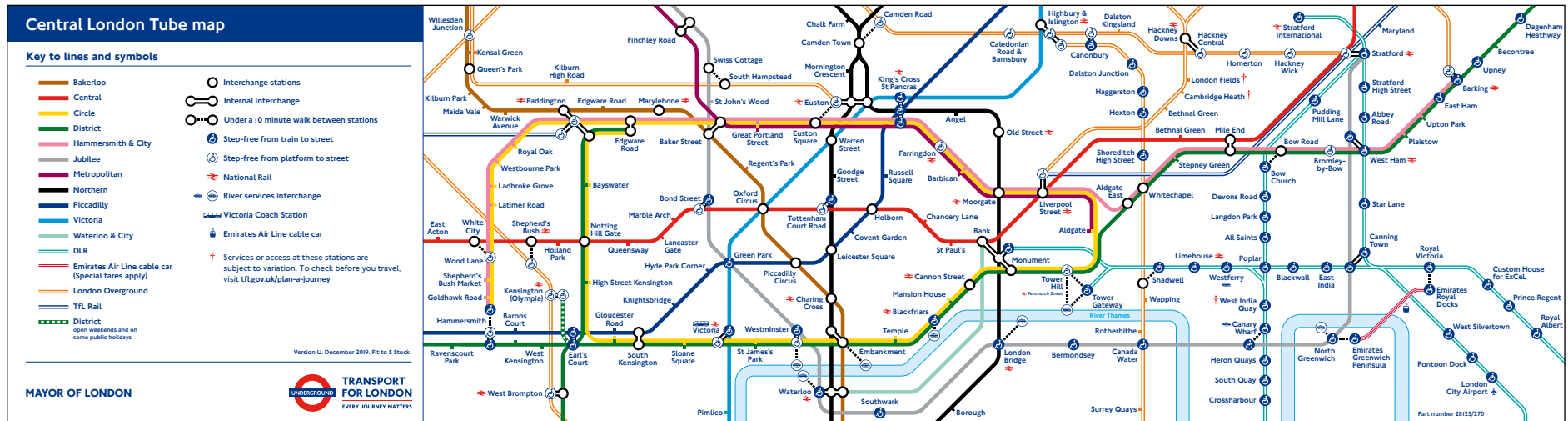
Material type
Interior semi-permanent (special)

Size
750 x 200mm

Part number
TBA

Position reference
V

Colours
• CMYK



Example only

Notice shown is for illustrative purposes only. Ensure that the latest available TfL artwork is used. Changes to the content of this label do not require a Change to Rolling Stock.

2.22 Central London Tube map (small)

Artwork reference
LUTV_INT_00037S-S

Size
530 x 200mm

Position reference
W

Colours
• CMYK

Material type
Interior semi-permanent (special)

Part number
TBA



Example only

Notice shown is for illustrative purposes only. Ensure that the latest available TfL artwork is used. Changes to the content of this label do not require a Change to Rolling Stock.

2.23 Customer contact

Artwork reference

LUTV_INT_00080S

Size

160 x 246mm

Position reference

X

Colours

- Corporate Blue (Pantone 072)

Material type

Interior semi-permanent

Part number

TBA

We'd like to hear from you

We value your feedback, suggestions and complaints which help to improve our service:

Web: tfl.gov.uk
Phone: 0343 222 1234*

To take your comments further, please contact London TravelWatch, the independent statutory watchdog for transport users in and around London.

Web: www.londontravelwatch.org.uk
Phone: 020 3176 2999

 Check your travel
tfl.gov.uk/travel-tools

 24-hour travel information
0343 222 1234*

*Network charges may apply. See tfl.gov.uk/terms for details.

Reporting a crime

We want everyone travelling on our network to feel safe. If you experience or witness a crime, feel threatened by another customer, or see something that doesn't feel right, text BTP on 61016 or call 0800 40 50 40. In an emergency call 999 or use the passenger alarm.

Staff assaults

Any form of violence, aggression, verbal or racial abuse against our staff is unacceptable.

We will always press for the strongest penalties for anyone who assaults our staff.

Example only

Notice shown is for illustrative purposes only. Ensure that the latest available TfL artwork is used. Changes to the content of this label do not require a Change to Rolling Stock.

2.24 Car reference number (blue)

Artwork reference

LUTV_INT_00043

Size

30mm Cap height
(128pt NJ Font Medium)

Position reference

Y

Colours

- Corporate Blue (Pantone 072)

Material type

Interior permanent

Part number

TBA

51501

Example only

Notice shown is for illustrative purposes only.

2.25 Emergency door release

Artwork reference

LUTV_INT_00083S

Size

133 x 133mm

Position reference

Z

Colours

- Safety Red (Pantone 485)
- Safety Green (Pantone 356)

Material type

TBA

Part number

TBA

Note

Adhesive applied to artwork side.



2.26 Door reference letters (blue)

Artwork reference

LUTV_INT_00042

Size

16mm Cap height
(70pt NJ Font Medium)

Position reference

In appropriate location on train interior.
(20mm down from top door frame
panel, 20mm in from door frame panel)

Colours


- Corporate Blue (Pantone 072)

Material type

Interior permanent

Part number

TBA



Example only

Notice shown is for illustrative purposes only.

2.27 Cant rail labels

Artwork reference

LUTV_INT_00045S

Size

16mm Cap height
(70pt NJ Font Medium)

Position reference

In appropriate location on train interior.

Colours

- Corporate Blue (Pantone 072)

Material type

Interior permanent

Part number

TBA

BIC

MLIC

DIC

DML

EPBIC

Example only

Notices shown is for illustrative purposes only.

2.28 Selective door opening - these doors will not open (above doors)

Artwork reference

LUTV_INT_00072S

Size

250 x 200mm

Position reference

A2

Colours

- Corporate Blue (Pantone 072)
- Safety Red (Pantone 485)
- Black 100 per cent

Material type

Interior permanent

Part number

TBA



2.29 Selective door opening - short platforms (cant rail)

Artwork reference

LUTV_INT_00073S

Size

250 x 200mm

Position reference

B2

Colours

- Corporate Blue (Pantone 072)
- Safety Red (Pantone 485)
- Black 100 per cent

Material type

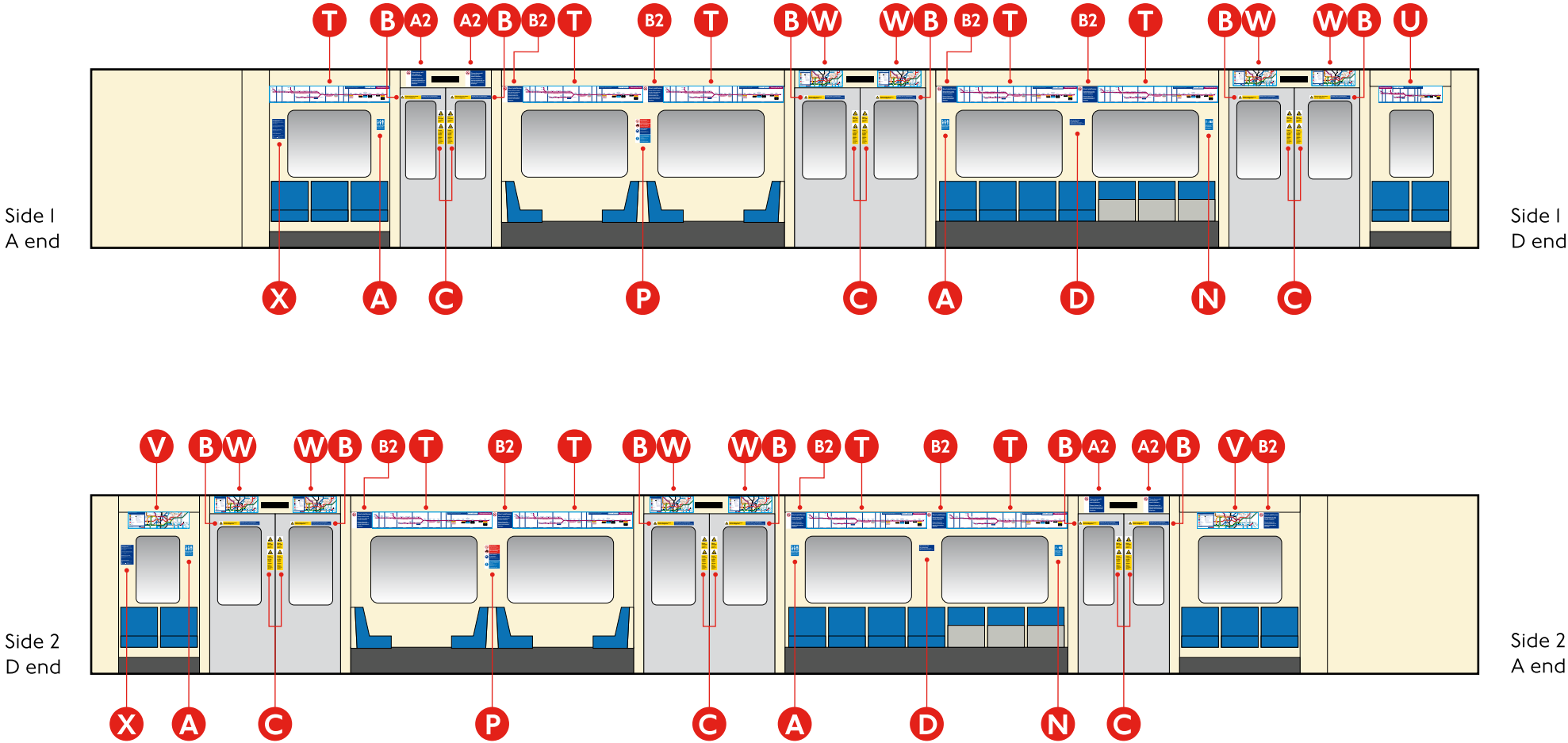
Interior permanent

Part number

TBA



2.30 Position of interior notices - driver's DM car (side elevation)



2.30.1

- A Priority seat**
LUTV_INT_00002
Vertically - centred on panel above priority seat.
Horizontally - 175mm below line diagram panel above.
- B Obstructing doors/Penalty fares**
LUTV_INT_00004
Vertically - centred above door window.
Horizontally - 10mm above door window.
- C Mind the gap/Items trapped in doors**
LUTV_INT_00038S
Vertically - centred on opening side of door panel.
Horizontally - 150mm below top of window.
- D Penalty fare (amount)**
LUTV_INT_00027
Vertically - centred on panel above seat.
Horizontally - 175mm below line diagram panel above.
- N Priority area - pushchairs and luggage**
LUTV_INT_00056
Vertically - centred on panel above seat.
Horizontally - 175mm below line diagram panel above.
- P No alcohol/No smoking/CCTV/In an emergency**
LUTV_INT_00065S
Vertically - centred on panel above seat.
Horizontally - 175mm below line diagram panel above.
- T Car line diagram (Metropolitan line - large)**
LUTV_INT_00036S-M-L
Placed as shown on car line diagram panel.
- U Car line diagram (Metropolitan line - small)**
LUTV_INT_00036S-M-S
Placed as shown on car line diagram panel.
- V Central London Tube Map (large)**
LUTV_INT_00037S-L
Placed as shown on car line diagram panel.
- W Central London Tube Map (small)**
LUTV_INT_00037S-S
Vertically - centred between panel end and digital display.
Horizontally - centred on panel above door.
- X Customer contact**
LUTV_INT_00080S
Vertically - centred on panel above seat.
Horizontally - 175mm below line diagram panel above
- A2 Selective door opening - These doors will not open (above doors)**
LUTV_INT_00073S
Vertically - centred between panel end and digital display.
Horizontally - centred on panel above door.

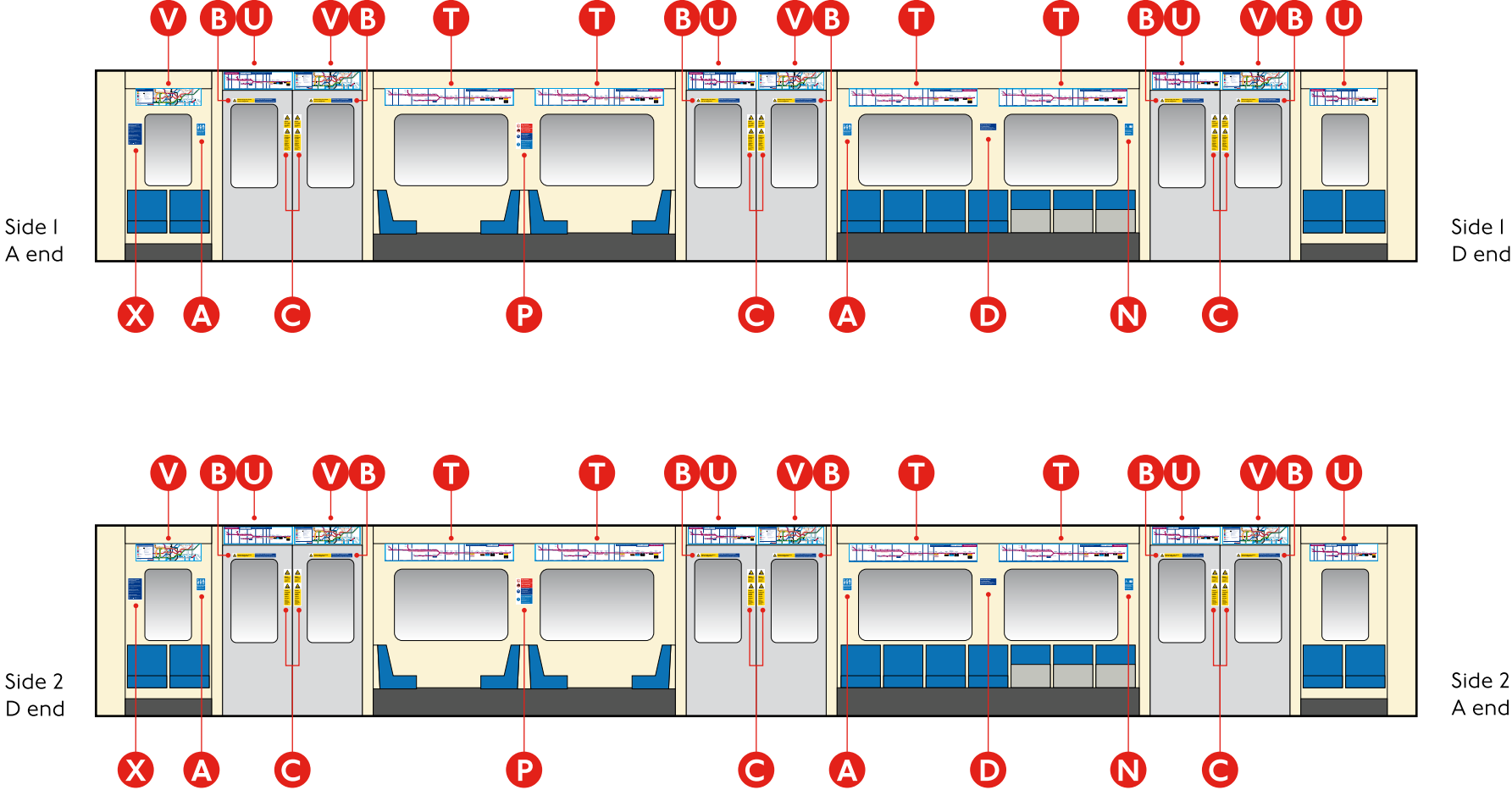
2.30.2

B2 Selective door opening - Short platform (cant rail)

LUTV_INT_00073S

Placed as shown on car line diagram panel.

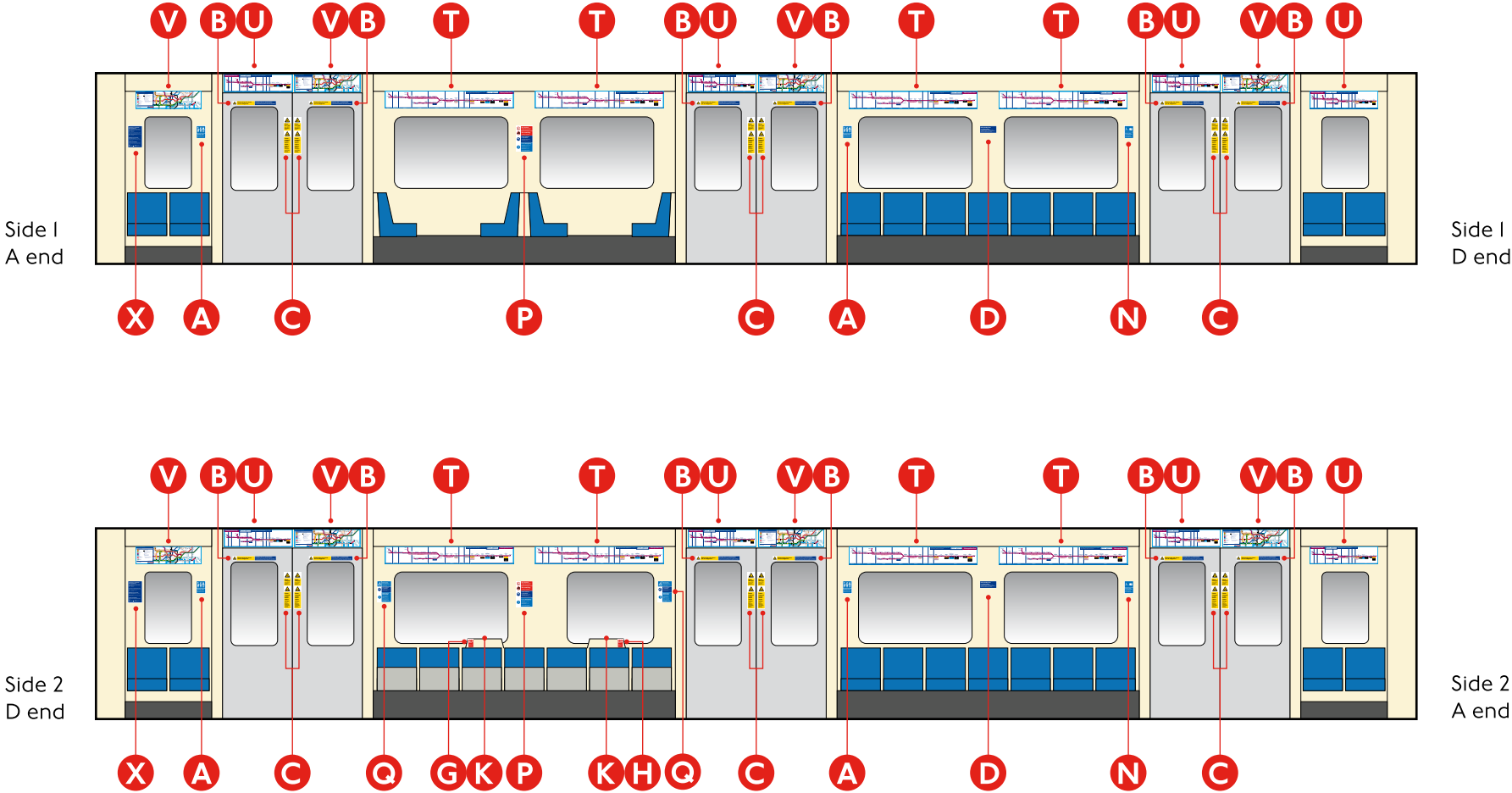
2.31 Position of interior notices - M1 and M2 cars (side elevation)



2.31.1

- A Priority seat**
LUTV_INT_00002
Vertically - centred on panel above priority seat.
Horizontally - 175mm below line diagram panel above.
- B Obstructing doors/Penalty fares**
LUTV_INT_00004
Vertically - centred above door window.
Horizontally - 10mm above door window.
- C Mind the gap/Items trapped in doors**
LUTV_INT_00038S
Vertically - centred on opening side of door panel.
Horizontally - 150mm below top of window.
- D Penalty fare (amount)**
LUTV_INT_00027
Vertically - centred on panel above seat.
Horizontally - 175mm below line diagram panel above.
- N Priority area - pushchairs and luggage**
LUTV_INT_00056
Vertically - centred on panel above seat.
Horizontally - 175mm below line diagram panel above.
- P No alcohol/No smoking/CCTV/In an emergency**
LUTV_INT_00065S
Vertically - centred on panel above seat.
Horizontally - 175mm below line diagram panel above.
- T Car line diagram (Metropolitan line - large)**
LUTV_INT_00036S-M-L
Placed as shown on car line diagram panel.
- U Car line diagram (Metropolitan line - small)**
LUTV_INT_00036S-M-S
Placed as shown on car line diagram panel.
- V Central London Tube Map (large)**
LUTV_INT_00037S-L
Placed as shown on car line diagram panel.
- X Customer contact**
LUTV_INT_00080S
Vertically - centred on panel above seat.
Horizontally - 175mm below line diagram panel above.

2.32 Position of interior notices - MS accessible car (side elevation)



2.32.1

- A Priority seat**
LUTV_INT_00002
Vertically - centred on panel above priority seat.
Horizontally - 175mm below line diagram panel above.
- B Obstructing doors/Penalty fares**
LUTV_INT_00004
Vertically - centred above door window.
Horizontally - 10mm above door window.
- C Mind the gap/Items trapped in doors**
LUTV_INT_00038S
Vertically - centred on opening side of door panel.
Horizontally - 150mm below top of window.
- D Penalty fare (amount)**
LUTV_INT_00027
Vertically - centred on panel above seat.
Horizontally - 175mm below line diagram panel above.
- G Alarm instructions (push button - right pointing)**
LUTV_INT_00047S
Vertically - centred on left-hand alarm panel.
Horizontally - centred on left-hand alarm panel.
- H Alarm instructions (push button - left pointing)**
LUTV_INT_00048S
Vertically - centred on right-hand alarm panel.
Horizontally - centred on right-hand alarm panel.
- K Alarm cover - push button**
LUTV_INT_00052S
Vertically - centred on alarm top flap
Horizontally - bottom of notice 5mm from bottom of alarm top flap.
- N Priority area - pushchairs and luggage**
LUTV_INT_00056
Vertically - centred on panel above seat.
Horizontally - 175mm below line diagram panel above.
- P No alcohol/No smoking/CCTV/In an emergency**
LUTV_INT_00065S
Vertically - centred on panel above seat.
Horizontally - 175mm below line diagram panel above.
- Q Priority area/CCTV/Assistance from staff**
LUTV_INT_0008IS
Vertically - centred on panel above seat.
Horizontally - 175mm below line diagram panel above.
- T Car line diagram (Metropolitan line - large)**
LUTV_INT_00036S-M-L
Placed as shown on car line diagram panel.
- U Car line diagram (Metropolitan line - small)**
LUTV_INT_00036S-M-S
Placed as shown on car line diagram panel.

2.32.2

V Central London Tube Map (large)

LUTV_INT_00037S-L

Placed as shown on car line diagram panel.

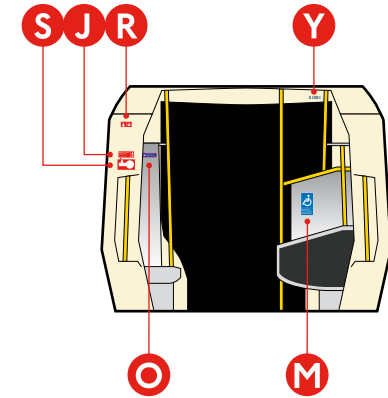
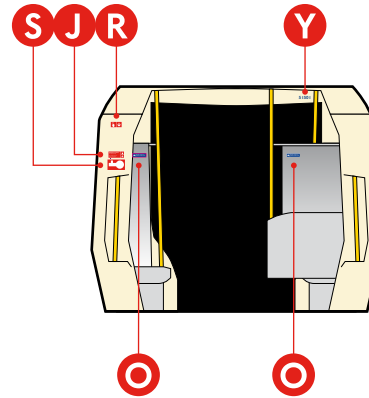
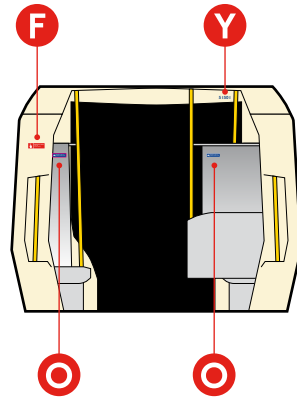
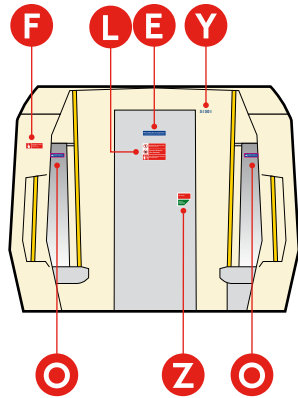
X Customer contact

LUTV_INT_00080S

Vertically - centred on panel above seat.

Horizontally - 175mm below line diagram panel above.

2.33 Position of interior notices - all cars (front elevations)



E Penalty fare (J door)

LUTV_INT_00028

Vertically - centred on J door.

Horizontally - 200mm below top of door.

F Alarm located opposite

LUTV_INT_00040S

Vertically - centred on panel.

Horizontally - 50mm below top of panel (at narrowest end).

J Alarm instruction (push button - down pointing)

LUTV_INT_00049S

Vertically - centred in recess of alarm panel.

Horizontally - centred in recess of alarm panel.

L Emergency access combined notice

LUTV_INT_00033

Vertically - centred on J door.

Horizontally - 190mm below penalty fare notice.

M Priority area (glass partition - double wheelchair bay)

LUTV_INT_00055S

Vertically - 185mm from glass panel edge.

Horizontally - 80mm from top of glass panel (at narrowest end).

O Unattended bags

LUTV_INT_00041S

Vertically - centred on glass panel.

Horizontally - 80mm from top of glass panel.

2.33.1

R Alarm located below

LUTV_INT_00006S

Vertically - centred on panel.

Horizontally - 50mm below top of panel (at narrowest end).

S Alarm bottom

LUTV_INT_00062S

Placed as appropriate under alarm panel flap.

Y Car reference number

LUTV_INT_00043

By J door

Vertically - 30mm to the right of door frame.

Horizontally - cap height in line with door frame.

All other car ends

Vertically - centred on panel to right of centre panel.

Horizontally - Baseline of text 35mm above bottom of panel.

Z Emergency door release

LUTV_INT_00083

Placed as appropriate to rear of J door handle glass panel.

3 Car exterior notices

The following pages illustrate the graphic notices that are to be applied to the S stock exteriors (S8).

3.1 Roundel

Artwork reference
LUTV_EXT_00001

Size
440mm width

Position reference
A

Colours

- Safety Red (Pantone 485)
- Corporate Blue (Pantone 072)

Material type
Exterior permanent

Part number
TBA



3.2 Mind the gap/obstructing doors

Artwork reference
LUTV_EXT_00048S

Size
80 x 304mm

Position reference
B

Colours

- Safety Yellow (Pantone 116)
- Black 100 per cent

Material type
Exterior permanent

Part number
TBA



3.3 Wheelchair entry

Artwork reference

LUTV_EXT_00003

Size

130 x 150mm

Position reference

C

Colours

- Safety Blue (Pantone 300)

Material type

Exterior permanent

Part number

TBA



3.4 Car reference numbers

Artwork reference

LUTV_EXT_00004

Size

80mm cap height
(342pt NJ Font Medium)

Position reference

D

Colours

- Corporate Blue (Pantone 072)

Material type

Exterior permanent

Part number

TBA

A large, bold, blue car reference number '11080' is displayed. The first two '1's are significantly narrower than the '0's and '8'. The '0's and '8' are rounded and have a consistent thickness. The entire number is rendered in a solid blue color.

Example only

Notice shown is for illustrative purposes only.

3.5 Door reference letters

Artwork reference

LUTV_EXT_00005

Size

17mm
(70pt NJ Font Medium)

Position reference

In appropriate location on train door
(20mm down from top of door, 20mm in
from door edge).

Colours

- White
(Red shown is for illustrative
purposes only)

Material type

Exterior permanent

Part number

TBA



Example only

Notice shown is for illustrative purposes only.

3.6 Front of train number

Artwork reference

LUTV_EXT_00006S

Size

45mm Cap height
(I90pt NJ Font Medium)

Position reference

E

Colours

- White
(Red shown is for illustrative purposes only)

Material type

Exterior permanent

Part number

TBA



Example only

Notice shown is for illustrative purposes only.

3.7 De-icing circle (white)

Artwork reference

LUTV_EXT_000IIS

Size

33mm diameter

Position reference

F

Colours


- White
(Grey shown is for illustrative purposes only)

Material type

Exterior permanent

Part number

TBA



Example only

Notice shown is for illustrative purposes only.

3.8 Sliding doors

Artwork reference

LUTV_EXT_00007

Size

130 x 52mm

Position reference

G

Colours

- Safety Yellow (Pantone 116)
- Black 100 per cent

Material type

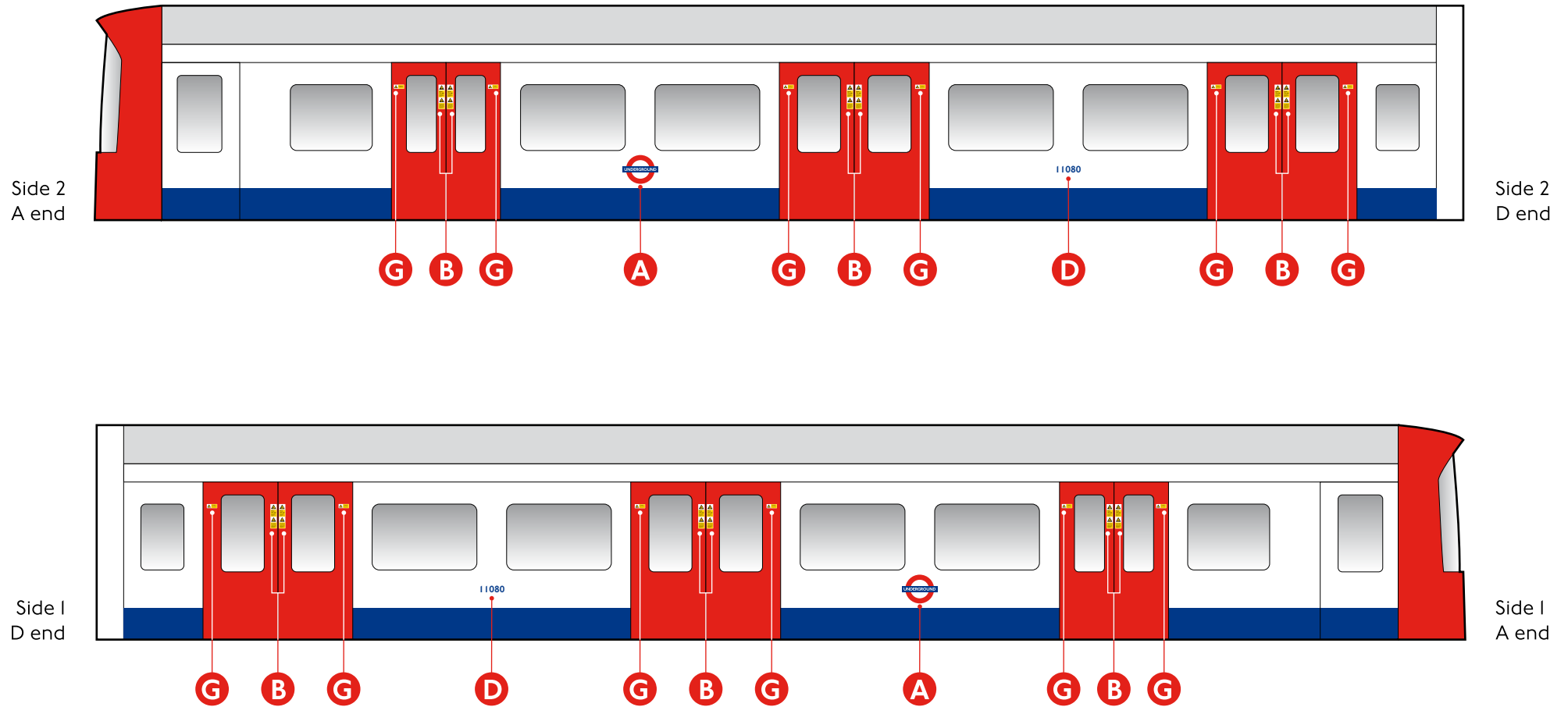
Exterior permanent

Part number

TBA



3.9 Position of exterior notices - DM driver's car (side elevation)



3.9.1

A Roundel

LUTV_EXT_00001

Vertically - centred between the two windows.

Horizontally - centred between bottom of window and top of blue band.

B Mind the gap/Obstructing doors

LUTV_EXT_00048

Vertically - against opening edge of inner panel of left opening car doors

Horizontally - top of notice aligns with top of car body windows (not door windows).

D Car reference numbers

LUTV_EXT_00004

Vertically - centred between the two windows.

Horizontally - centred between bottom of window and top of blue band.

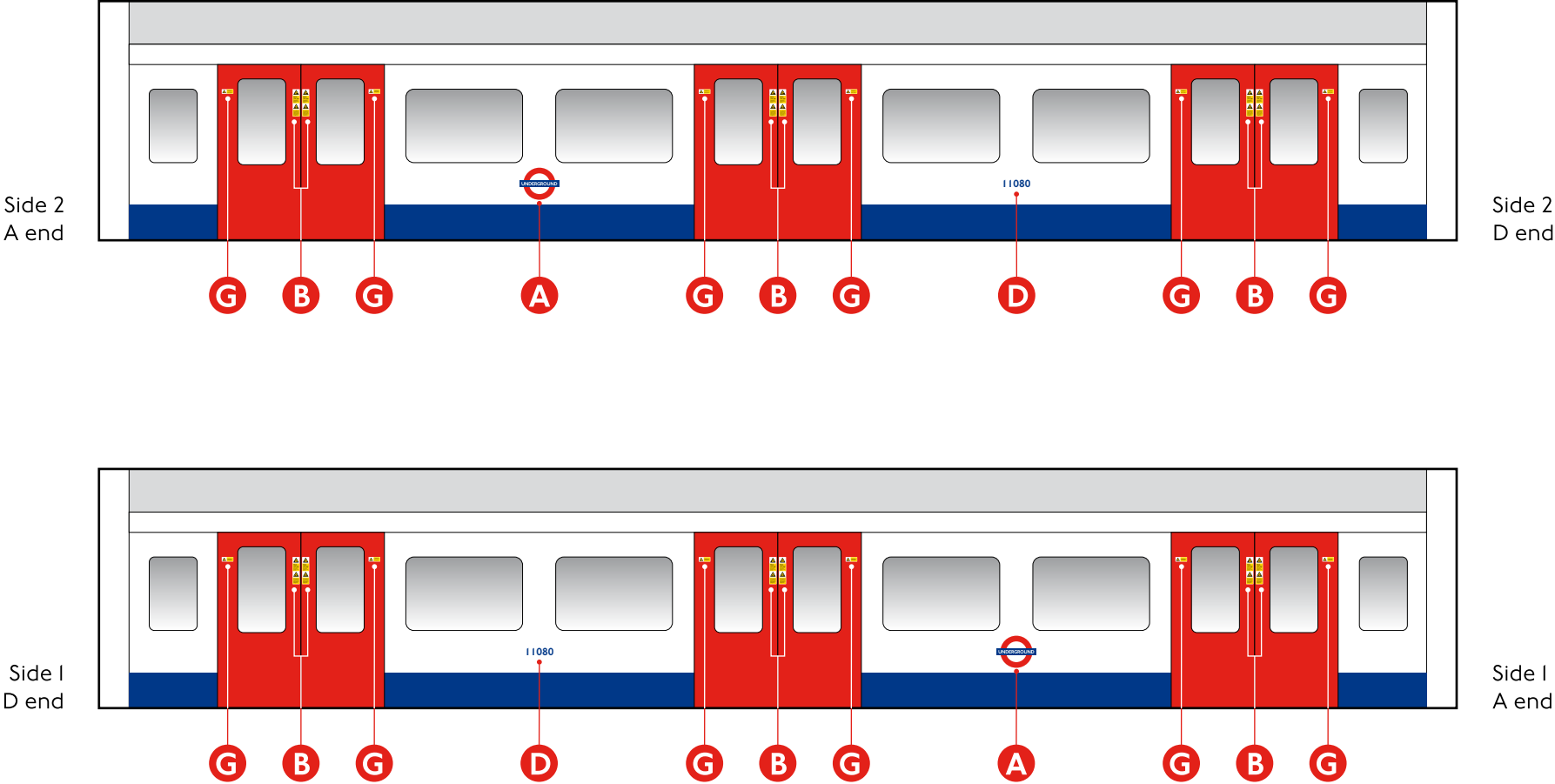
G Caution - Sliding door

LUTV_EXT_00007

Vertically - centred on outer panel of car doors

Horizontally - top of notice aligns with top of car body windows (not door windows).

3.10 Position of exterior notices - M1 and M2 cars (side elevation)



3.10.1

A Roundel

LUTV_EXT_00001

Vertically - centred between the two windows.

Horizontally - centred between bottom of window and top of blue band.

B Mind the gap/Obstructing doors

LUTV_EXT_00048

Vertically - against opening edge of inner panel of left opening car doors

Horizontally - top of notice aligns with top of car body windows (not door windows).

D Car reference numbers

LUTV_EXT_00004

Vertically - centred between the two windows.

Horizontally - centred between bottom of window and top of blue band.

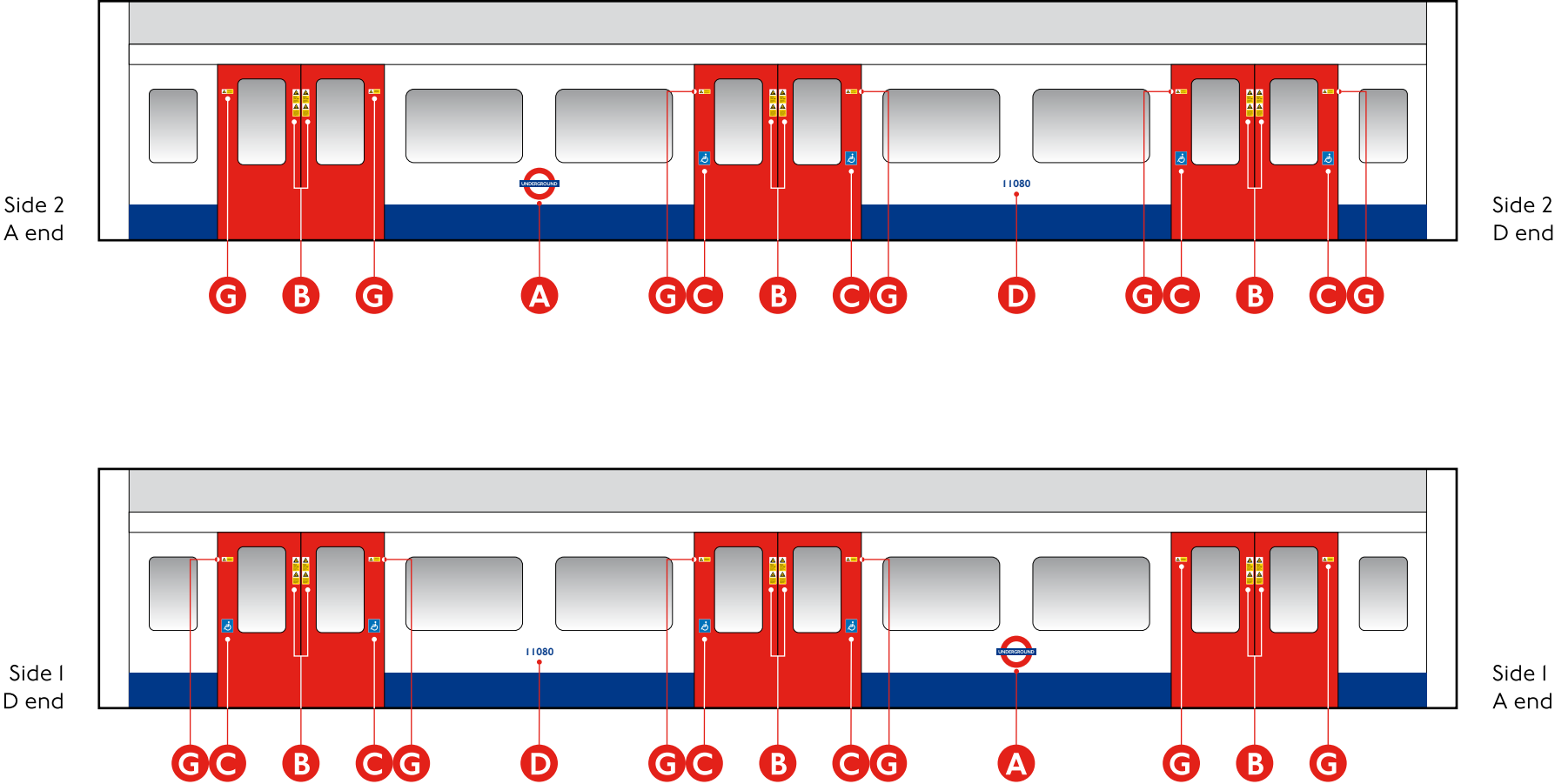
G Caution - Sliding door

LUTV_EXT_00007

Vertically - centred on outer panel of car doors

Horizontally - top of notice aligns with top of car body windows (not door windows).

3.11 Position of exterior notices - MS accessible car (side elevation)



3.11.1

A Roundel

LUTV_EXT_00001

Vertically - centred between the two windows.

Horizontally - centred between bottom of window and top of blue band.

B Mind the gap/Obstructing doors

LUTV_EXT_00048

Vertically - against opening edge of inner panel of left opening car doors

Horizontally - top of notice aligns with top of car body windows (not door windows).

C Wheelchair entry

LUTV_EXT_00003

Vertically - centred on outer panel of car doors

Horizontally - bottom of notice in line with bottom of door window.

D Car reference numbers

LUTV_EXT_00004

Vertically - centred between the two windows.

Horizontally - centred between bottom of window and top of blue band.

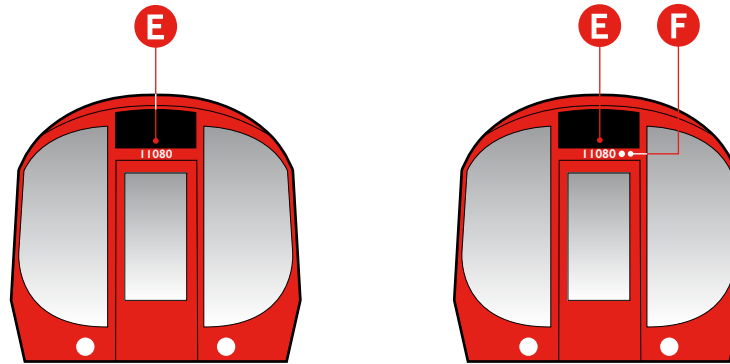
G Caution - Sliding door

LUTV_EXT_00007

Vertically - centred on outer panel of car doors

Horizontally - top of notice aligns with top of car body windows (not door windows).

3.12 Position of exterior notices - Car A driver's car (front elevations)



E Front of train number

LUTV_INT_00006S

Vertically - centred on train front.

Horizontally - centred between door and destination indicator.

F De-icing circle (white)

LUTV_EXT_0001IS

Vertically - 15mm from last digit of front of train number.

Horizontally - centred on text cap height.

Further information

This standard outlines basic principles and therefore cannot cover every application or eventuality.

If you have any questions on how to apply these rules, contact the TfL Graphics team.

Email: corporatedesign@tfl.gov.uk

Any changes to this document that affect the labelling on the vehicles will require a Change to Rolling Stock (CRS) to be raised, unless stated otherwise.

For further information, see S2I80 'Standard for Rolling Stock' section A3.4.I, guidance document GI100 and forms F5715 and F5716 f, and contact the Head of Rolling Stock Document Review (SMBHoRSDocumentRevie@tfl.gov.uk).

Issue 2

May 2024

© Transport for London

MSRV23_094 S-stock 8 train graphics standard - Issue 02